



BANNARI AMMAN INSTITUTE OF TECHNOLOGY

An Autonomous Institution Affiliated to Anna University Chennai - Approved by AICTE - Accredited by NAAC with "A+" Grade

SATHYAMANGALAM - 638 401 ERODE DISTRICT TAMIL NADU INDIA

Ph: 04295-226000 / 221289 Fax: 04295-226666 E-mail: stayahead@bitsathy.ac.in Web: www.bitsathy.ac.in

REPORT ON STUDENT SATISFACTION SURVEY ANALYSIS

Academic Year: 2023 - 2024

Compiled by
IQAC - Coordinator

1. Student Satisfaction Survey (SSS)

- Bannari Amman Institute of Technology conducts an annual SSS before final semester exams to foster academic excellence and identify areas for improvement.
- The survey evaluates curriculum, teaching strategies, and campus resources while offering students a platform to share feedback on faculty performance, facilities, and the overall environment.
- SSS consists of 20 objective and one descriptive question and assesses the teaching skills, technical expertise, communication, preparation, and ICT integration.
- It also examines motivation, interpersonal relationships, feedback mechanisms, and strategies for supporting weaker students.
- Distributed via Google Forms, students are encouraged to respond thoughtfully.
- Survey outcomes guide improvements, address gaps, and inform future planning, with student identities kept confidential. This process ensures continuous enhancement of the teaching-learning experience and institutional growth.

2. Questionnaire

National Assessment and Accreditation Council (NAAC)

Student Satisfaction Survey

Key Indicator - 2.7.1

NAAC (National Assessment and Accreditation Council) is conducting a Student Satisfaction Survey regarding Teaching - Learning and Evaluation, which will help to upgrade the quality in higher education. A student will have to respond to all the questions given in the following format with her/his sincere effort and thought. Her/his identity will not be revealed.

1. How much of the syllabus was covered in the class?
 - A. 85 to 100%
 - B. 70 to 84%
 - C. 55 to 69%
 - D. 30 to 54%
 - E. Below 30%
2. How well did the teachers prepare for the classes?
 - A. Thoroughly
 - B. Satisfactorily
 - C. Poorly
 - D. Indifferently
 - E. Won't teach at all
3. How well were the teachers able to communicate?
 - A. Always effective
 - B. Sometimes effective
 - C. Just satisfactorily
 - D. Generally ineffective
 - E. Very poor communication
4. The teacher's approach to teaching can best be described as
 - A. Excellent
 - B. Very good
 - C. Good
 - D. Fair
 - E. Poor
5. Fairness of the internal evaluation process by the teachers
 - A. Always fair
 - B. Usually fair
 - C. Sometimes unfair
 - D. Usually unfair
 - E. Unfair
6. Was your performance in assignments discussed with you?

- A. Every time
 - B. Usually
 - C. Occasionally/Sometimes
 - D. Rarely
 - E. Never
7. The institute takes active interest in promoting internship, student exchange, field visit opportunities for students.
- A. Regularly
 - B. Often
 - C. Sometimes
 - D. Rarely
 - E. Never
8. The teaching and mentoring process in your institution facilitates you in cognitive, social and emotional growth.
- A. Significantly
 - B. Very well
 - C. Moderately
 - D. Marginally
 - E. Not at all
9. The institution provides multiple opportunities to learn and grow.
- A. Strongly agree
 - B. Agree
 - C. Neutral
 - D. Disagree
 - E. Strongly disagree
10. Teachers inform you about your expected competencies, course outcomes and programme outcomes.
- A. Every time
 - B. Usually
 - C. Occasionally/Sometimes
 - D. Rarely
 - E. Never
11. Your mentor does a necessary follow-up with an assigned task to you.
- A. Every time
 - B. Usually
 - C. Occasionally/Sometimes
 - D. Rarely
 - E. I don't have a mentor

12. The teachers illustrate the concepts through examples and applications.
- A. Every time
 - B. Usually
 - C. Occasionally/Sometimes
 - D. Rarely
 - E. Never
13. The teachers identify your strengths and encourage you with providing the right level of challenges.
- A. Fully
 - B. Reasonably
 - C. Partially
 - D. Slightly
 - E. Unable to
14. Teachers are able to identify your weaknesses and help you to overcome them.
- A. Every time
 - B. Usually
 - C. Occasionally/Sometimes
 - D. Rarely
 - E. Never
15. The institution makes an effort to engage students in the monitoring, review and continuous quality improvement of the teaching learning process.
- A. Strongly agree
 - B. Agree
 - C. Neutral
 - D. Disagree
 - E. Strongly disagree
16. The institute/teachers use student centric methods, such as experiential learning, participative learning and problem solving methodologies for enhancing learning experiences.
- A. To a great extent
 - B. Moderate
 - C. Somewhat
 - D. Very little
 - E. Not at all
17. Teachers encourage you to participate in extracurricular activities.
- A. Strongly agree
 - B. Agree
 - C. Neutral
 - D. Disagree
 - E. Strongly disagree

18. Efforts are made by the institute /teachers to inculcate soft skills, life skills and employability skills to make you ready for the world of work.

- A. To a great extent
- B. Moderate
- C. Somewhat
- D. Very little
- E. Not at all

19. What percentage of teachers use ICT tools such as LCD projector, Multimedia, etc. while teaching.

- A. Above 90%
- B. 70 - 89%
- C. 50 - 69%
- D. 30 - 49%
- E. Below 29%

20. The overall quality of the teaching-learning process in your institute is very good.

- A. Strongly agree
- B. Agree
- C. Neutral
- D. Disagree
- E. Strongly disagree

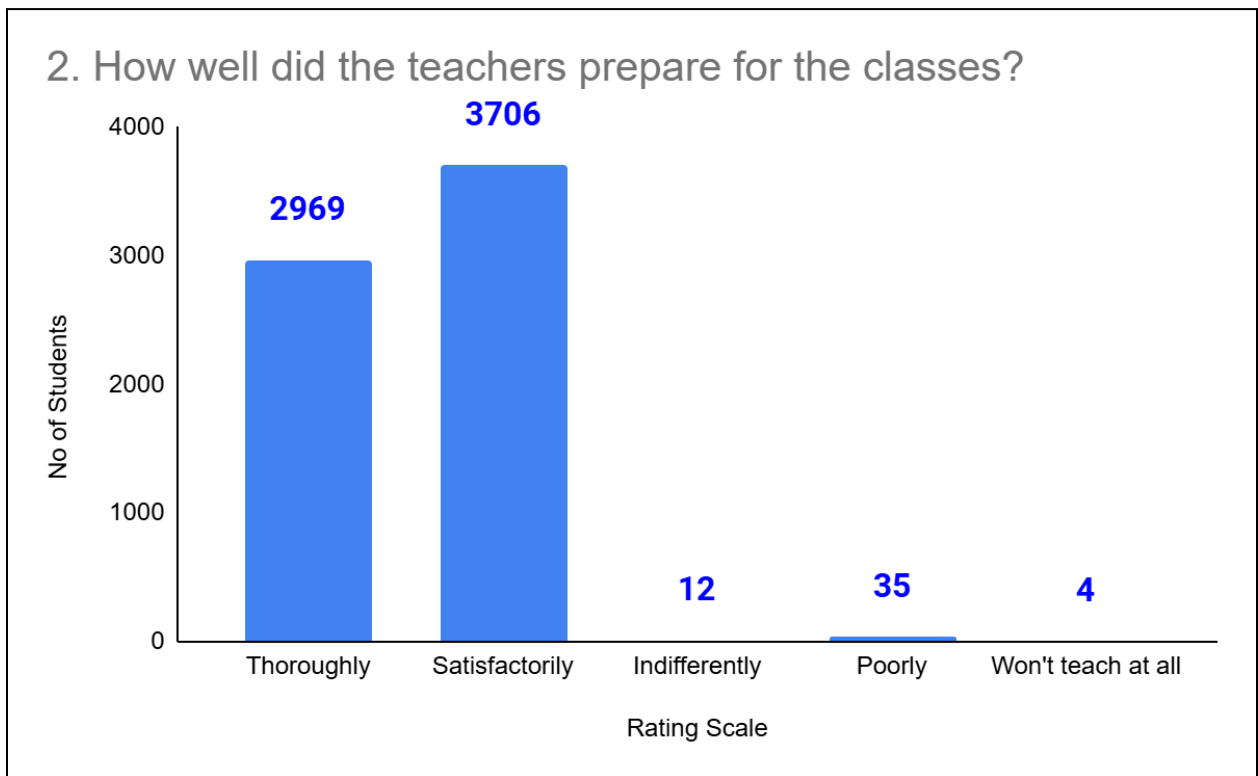
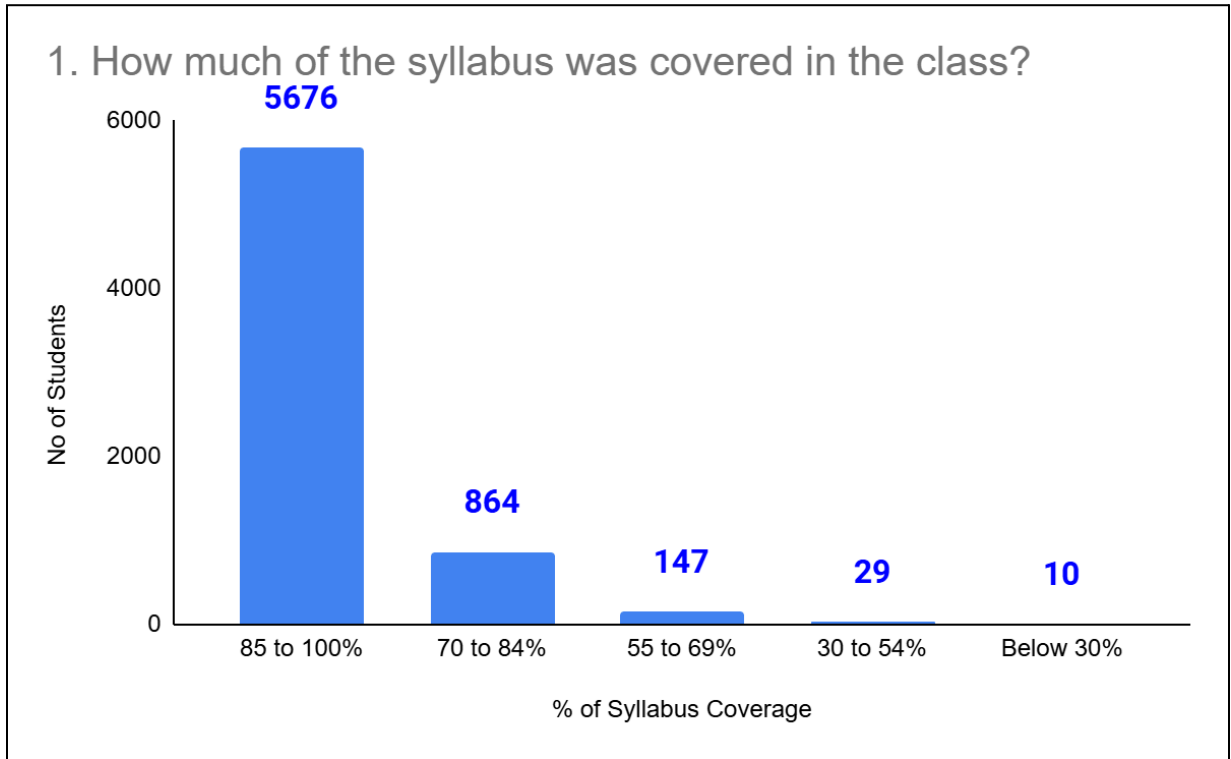
21. Give three observations/suggestions to improve the overall teaching learning experience in your institution.

3. Summary of the Survey

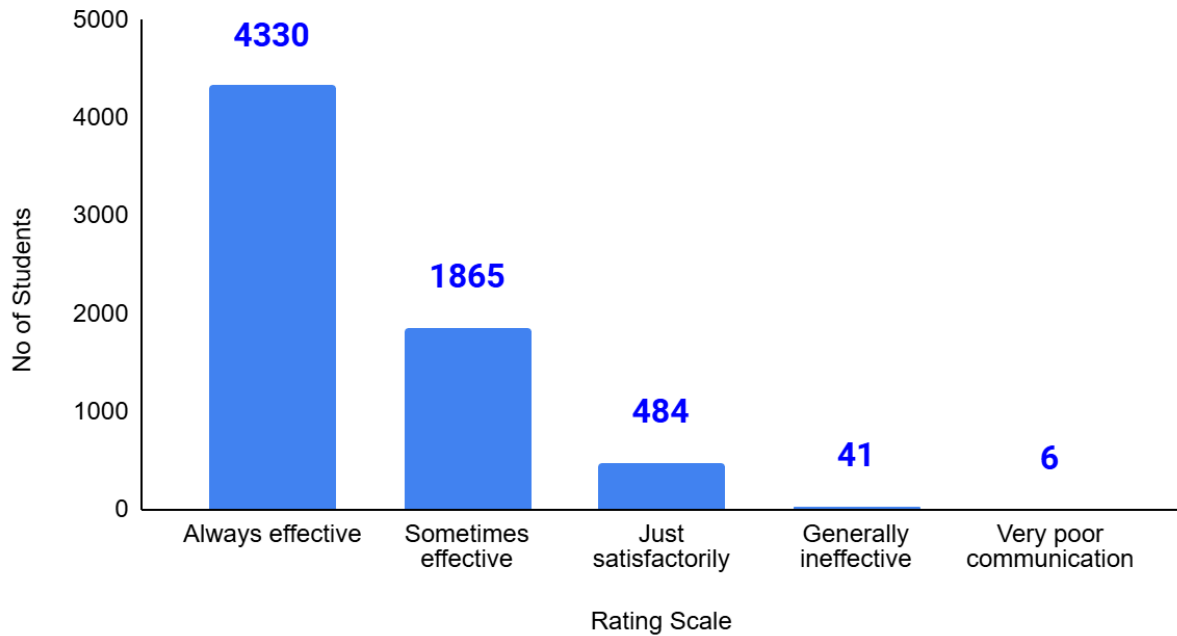
Program wise student participation in the survey

Sl.No.	Branch	Student Participated in Survey
1	B.E. Aeronautical Engineering	44
2	B.Tech. Agricultural Engineering	188
3	B.E. Automobile Engineering	67
4	B.E. Biomedical Engineering	177
5	B.E. Civil Engineering	145
6	B.E. Computer Science and Design	112
7	B.E. Computer Science and Engineering	958
8	B.E. Electronics and Communication Engineering	893
9	B.E. Electrical and Electronics Engineering	383
10	B.E. Electronics and Instrumentation Engineering	212
11	B.E. Information Science and Engineering	209
12	B.E. Mechatronics Engineering	216
13	B.E. Mechanical Engineering	380
14	B.Tech. Biotechnology	394
15	B.Tech. Computer Science and Business Systems	229
16	B.Tech. Computer Technology	227
17	B.Tech. Fashion Technology	91
18	B.Tech. Food Technology	195
19	B.Tech. Information Technology	709
20	B.Tech. Textile Technology	117
21	B.Tech. Artificial Intelligence and Data Science	476
22	B.Tech. Artificial Intelligence and Machine Learning	304
Total		6726

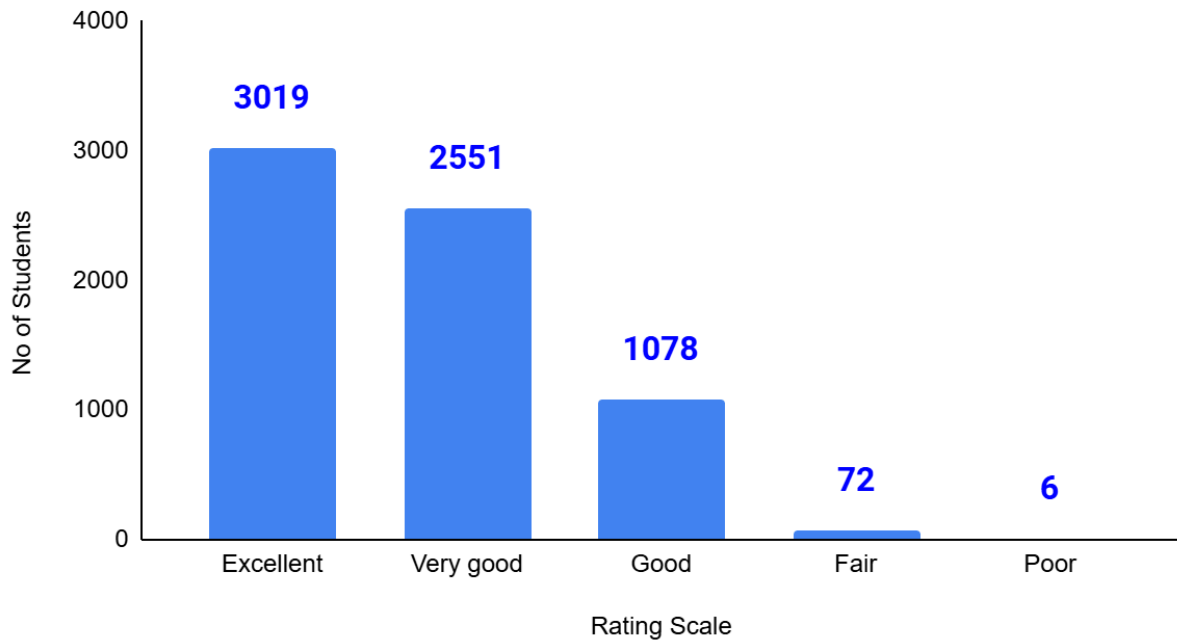
4. Analysis of the Student Satisfaction Survey



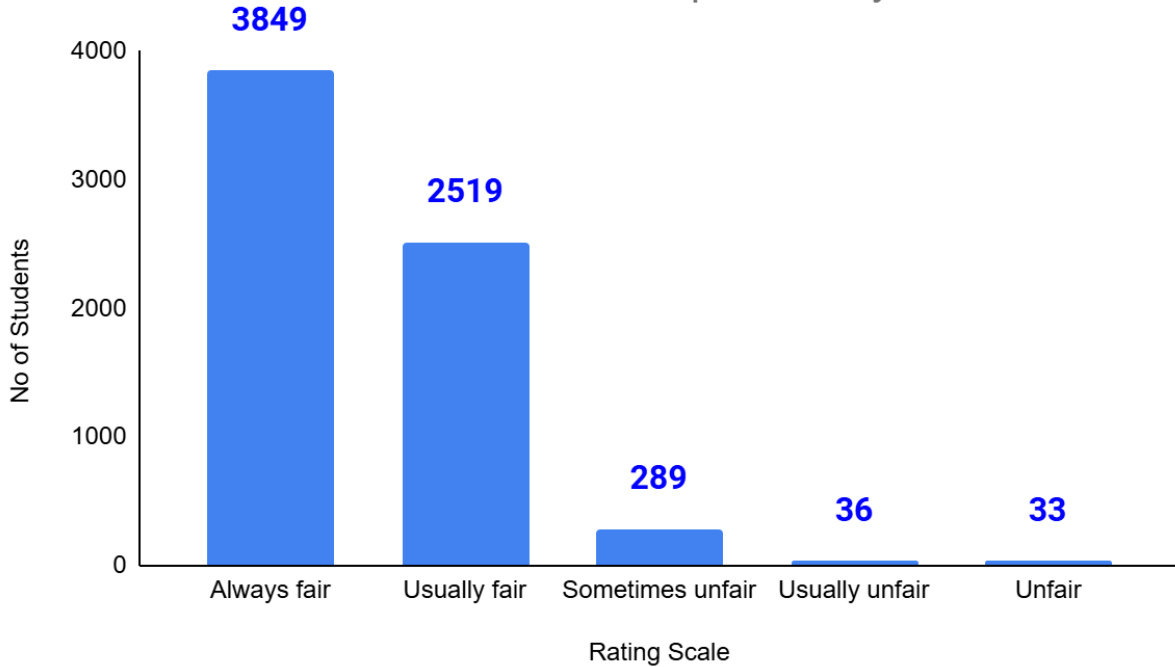
3. How well were the teachers able to communicate?



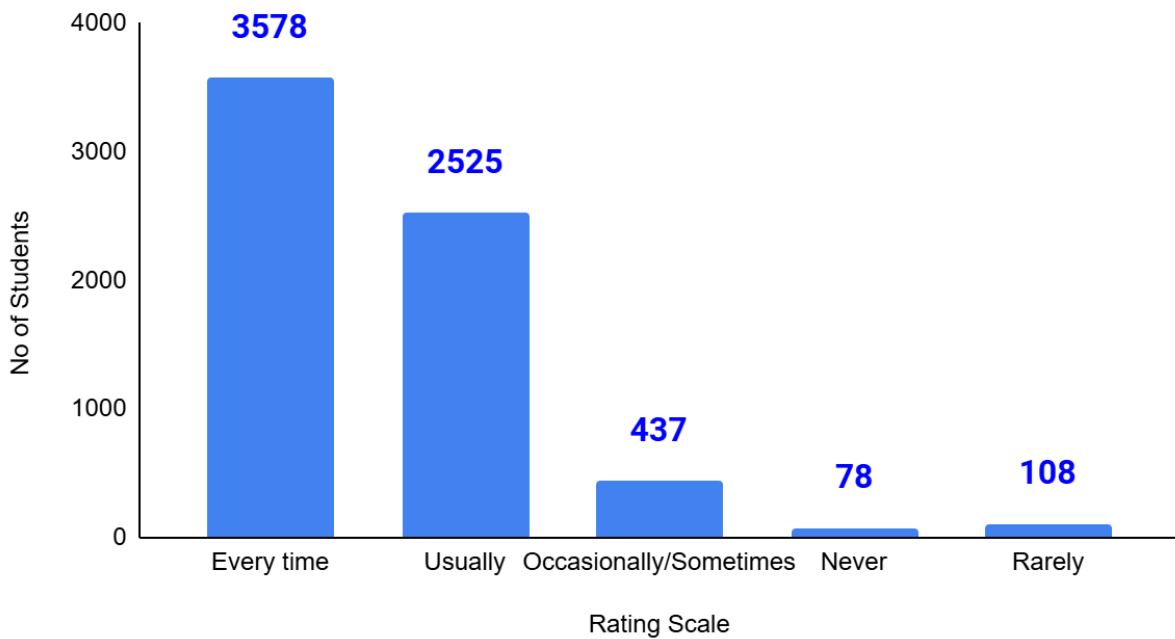
4. The teacher's approach to teaching can best be described as



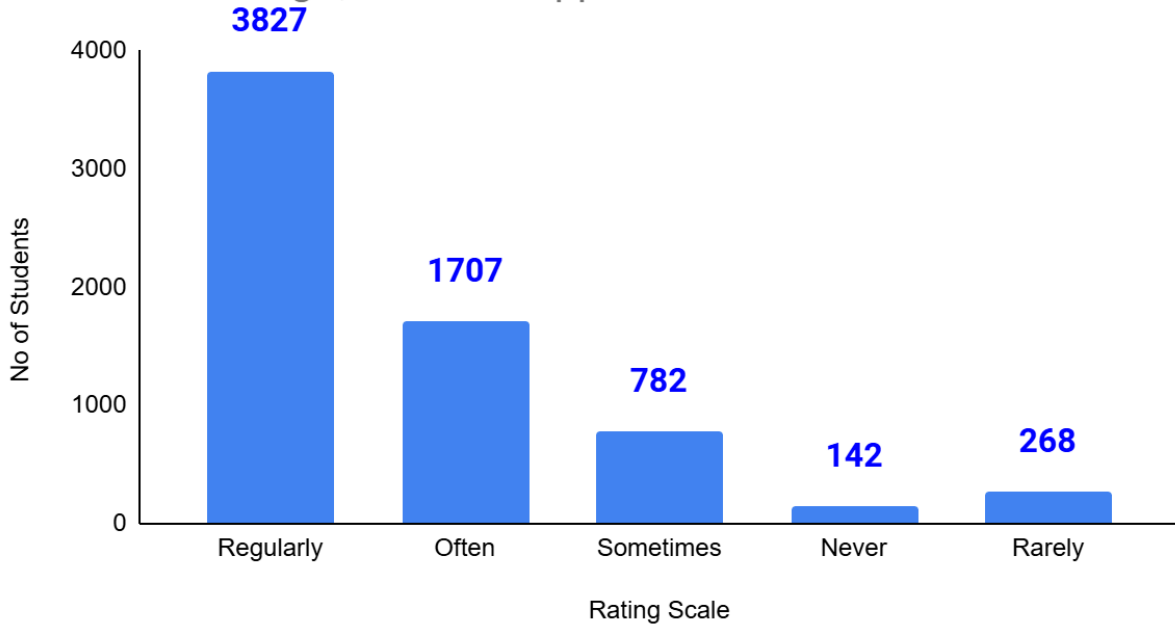
5. Fairness of the internal evaluation process by the teachers



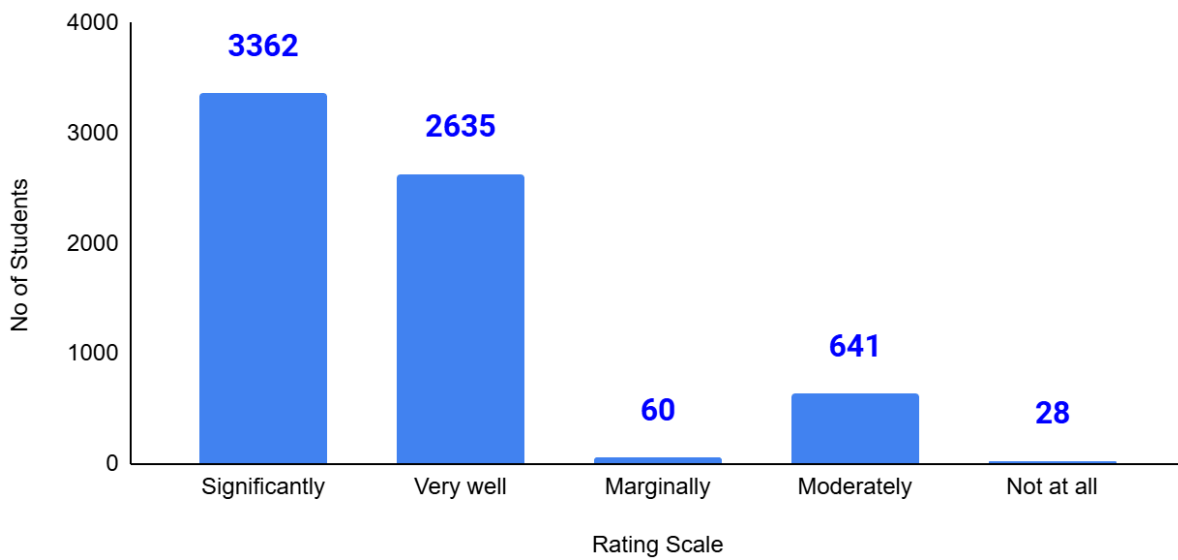
6. Was your performance in assignments discussed with you?



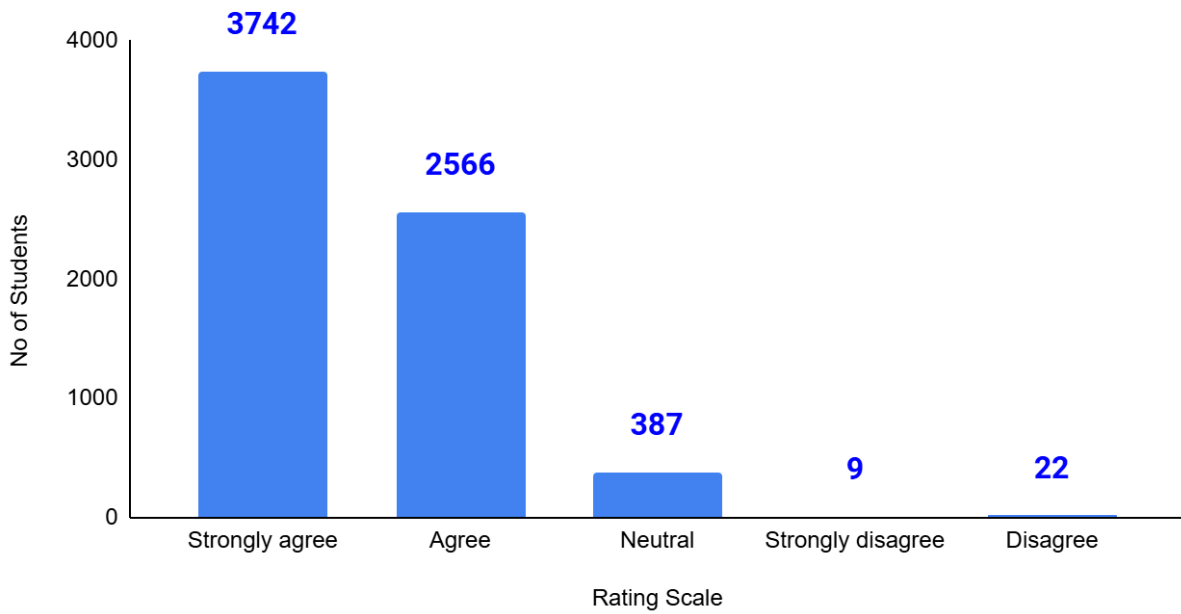
7. The institute takes active interest in promoting internship, student exchange, field visit opportunities for students.



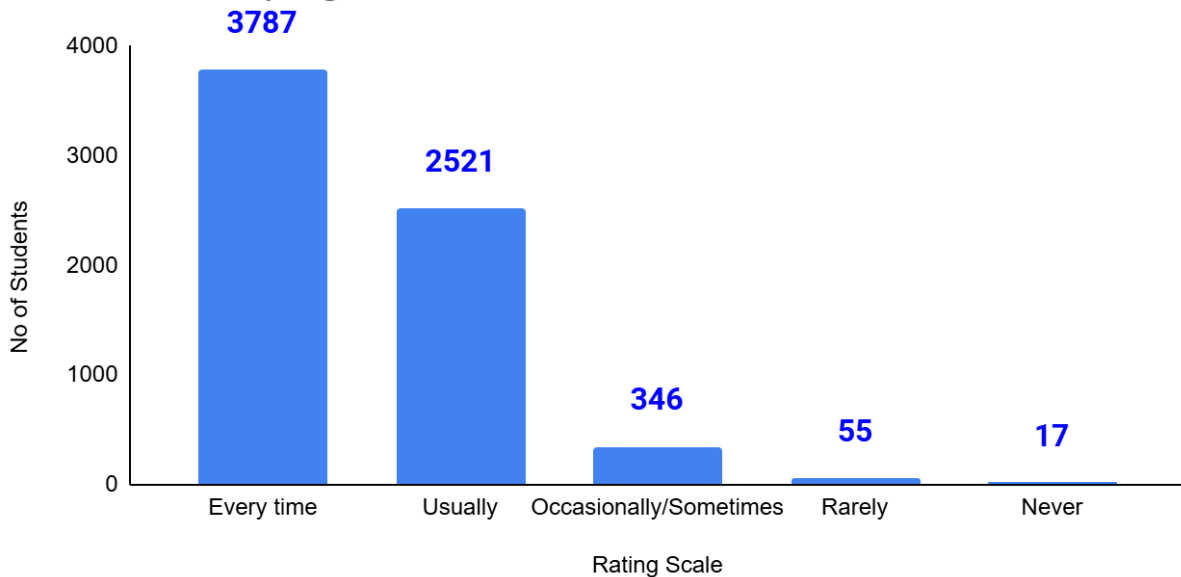
8. The teaching and mentoring process in your institution facilitates you in cognitive, social and emotional growth.



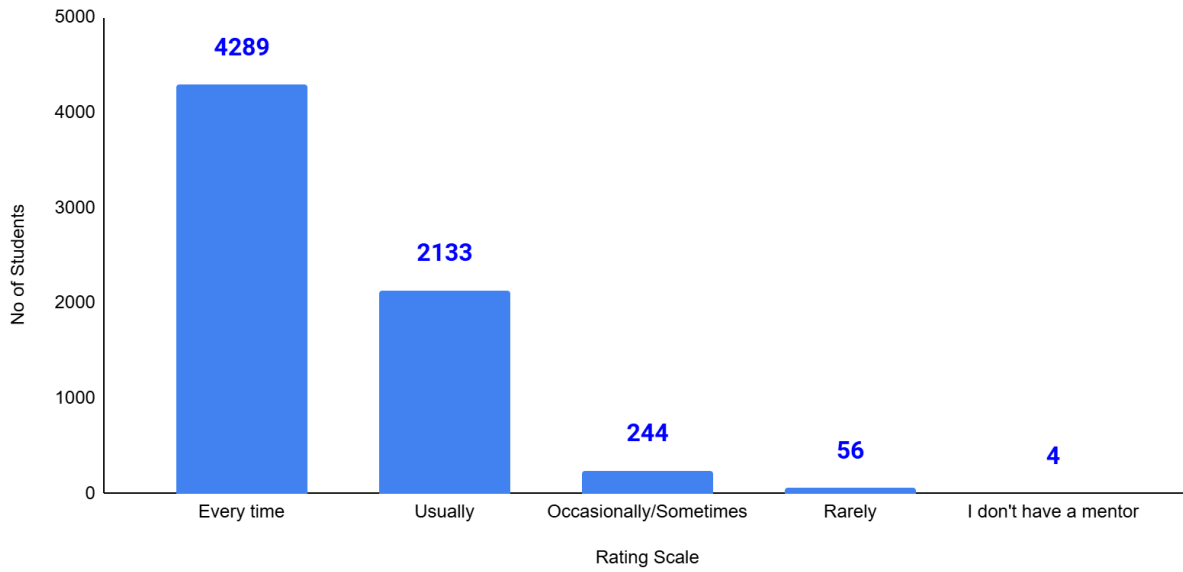
9. The institution provides multiple opportunities to learn and grow.



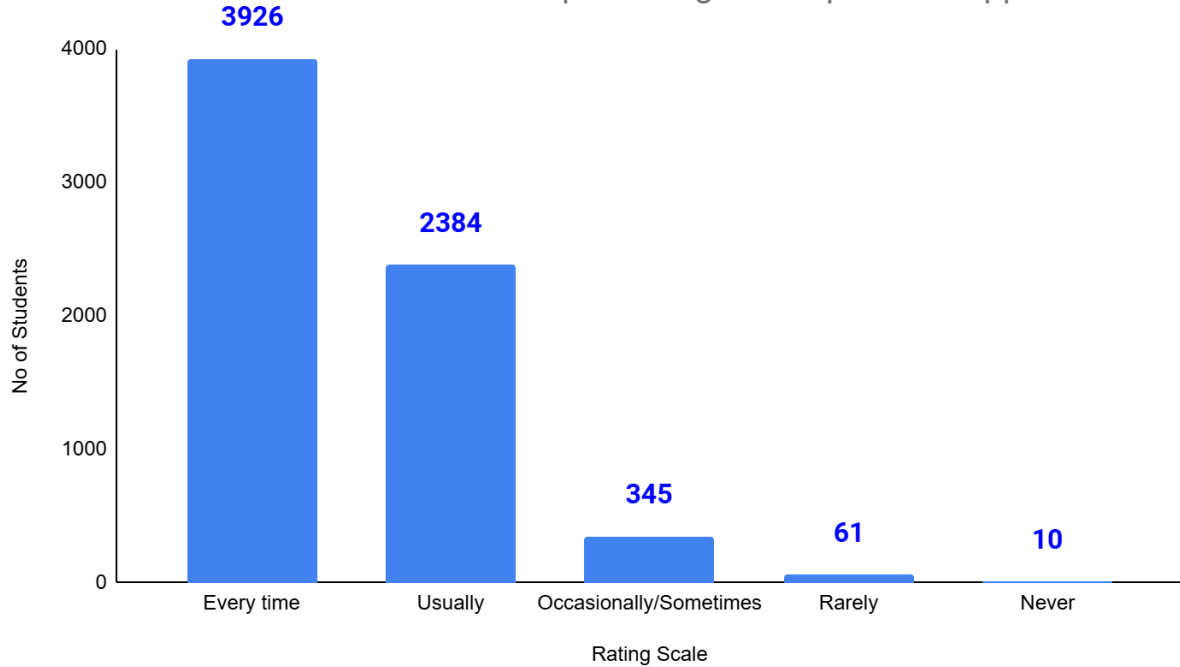
10. Teachers inform you about your expected competencies, course outcomes and programme outcomes.



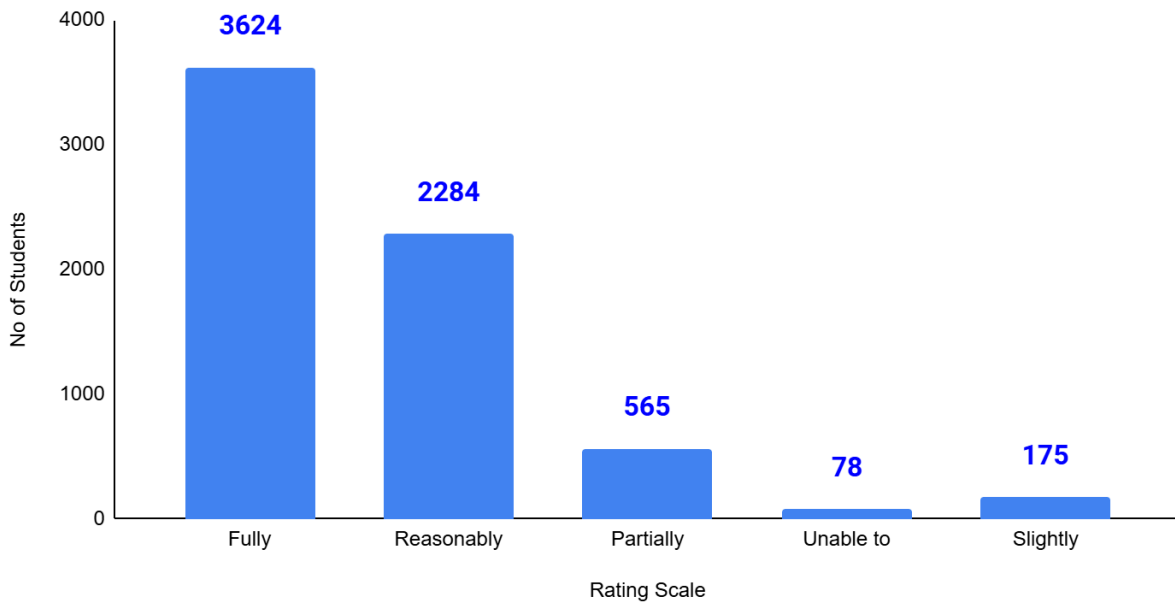
11. Your mentor does a necessary follow-up with an assigned task to you.



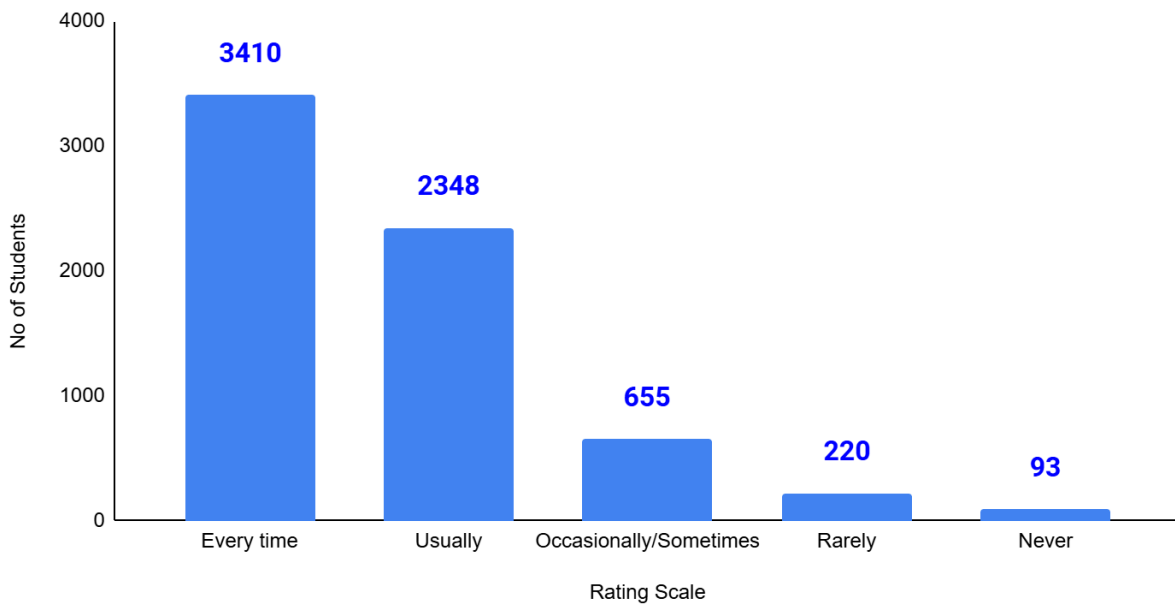
12. The teachers illustrate the concepts through examples and applications.



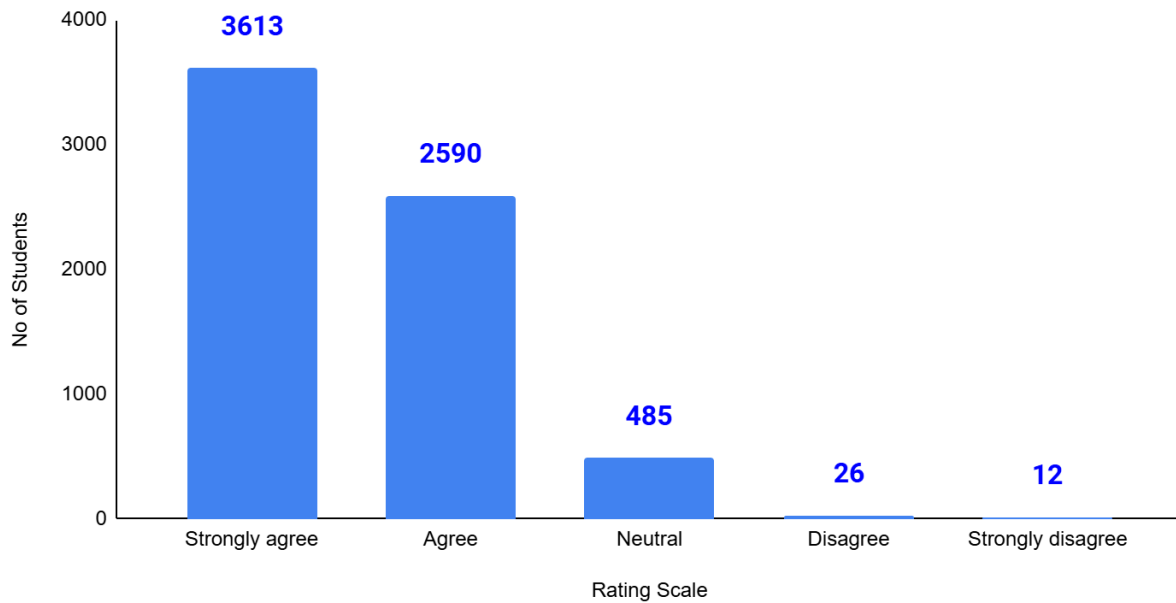
13. The teachers identify your strengths and encourage you with providing right level of challenges.



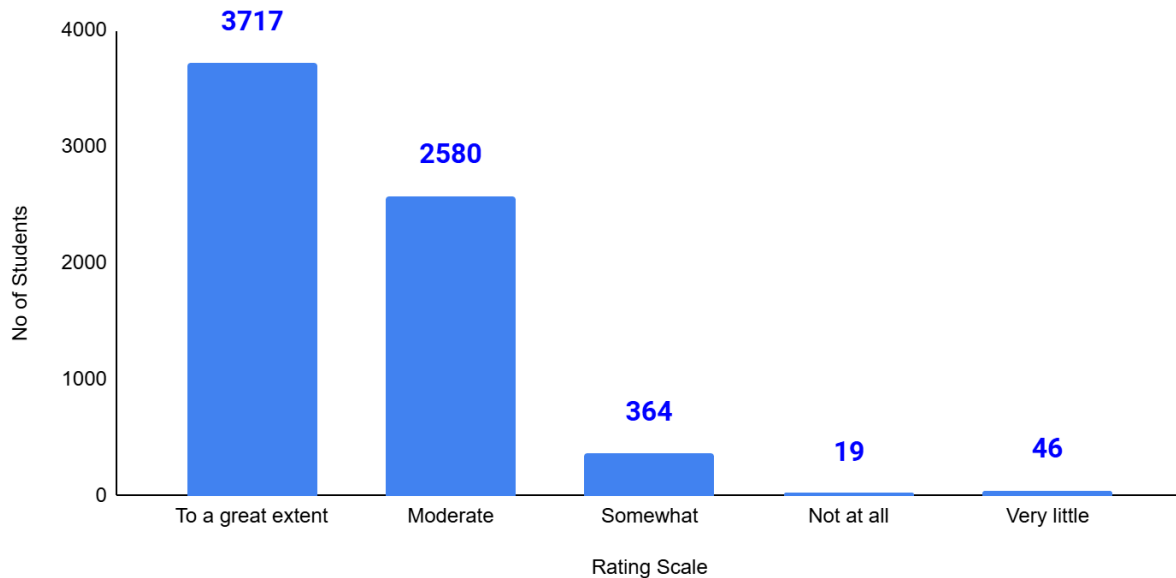
14. Teachers are able to identify your weaknesses and help you to overcome them.



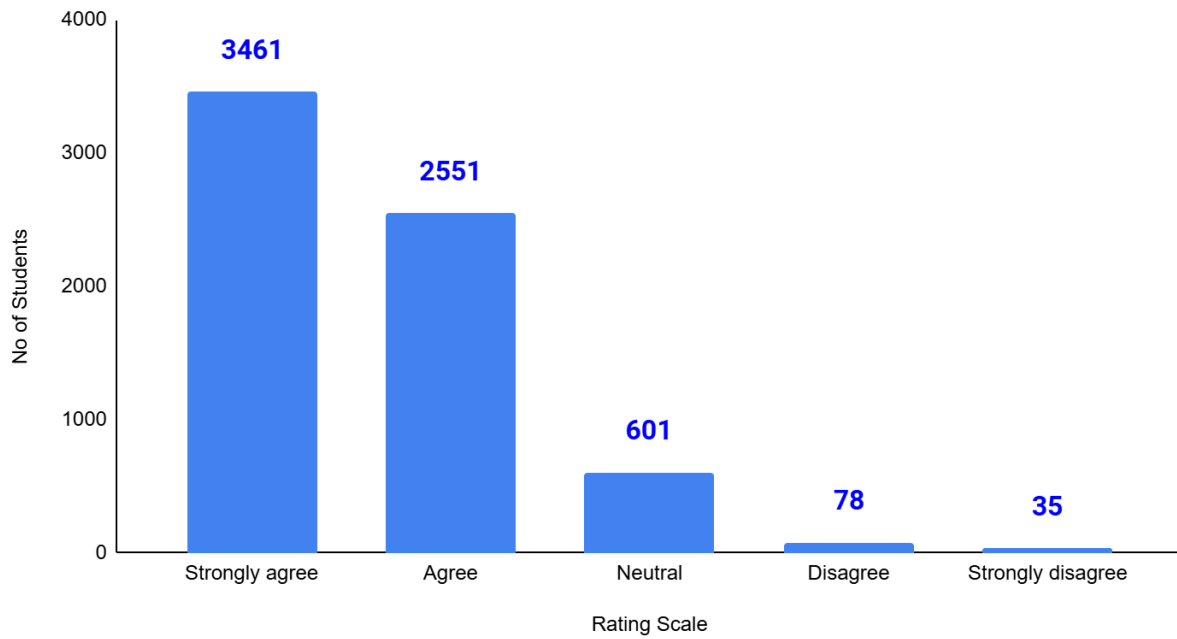
15. The institution makes effort to engage students in the monitoring, review and continuous quality improvement of the teaching learning process.



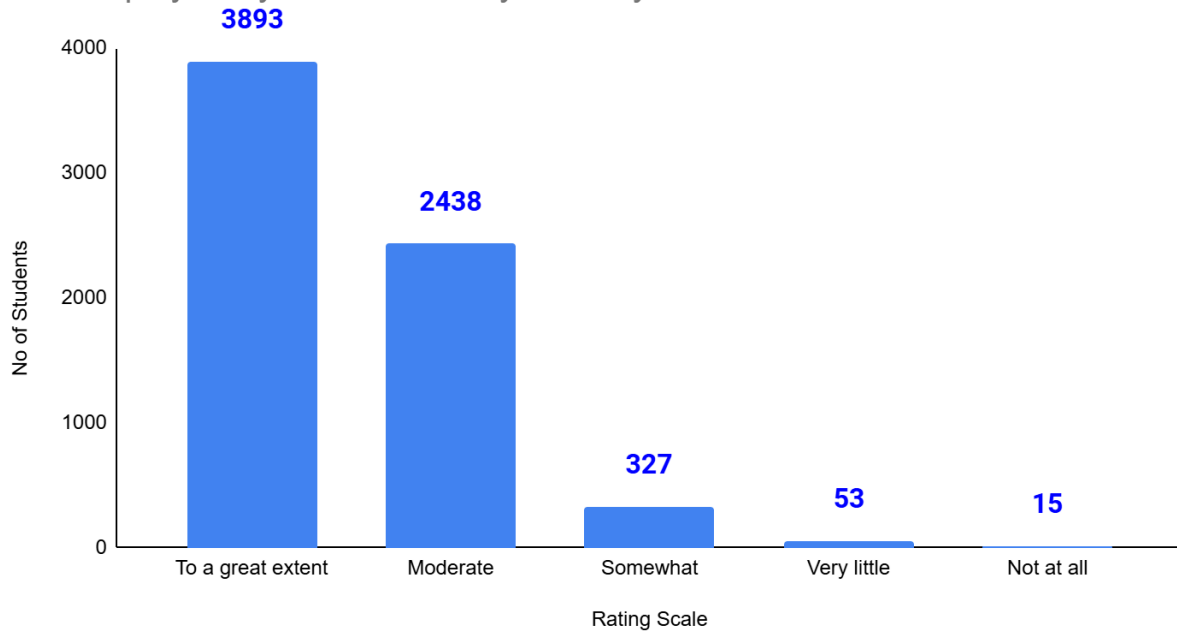
16. The institute/teachers use student centric methods, such as experiential learning, participative learning and problem solving methodologies for enhancing learning experiences.



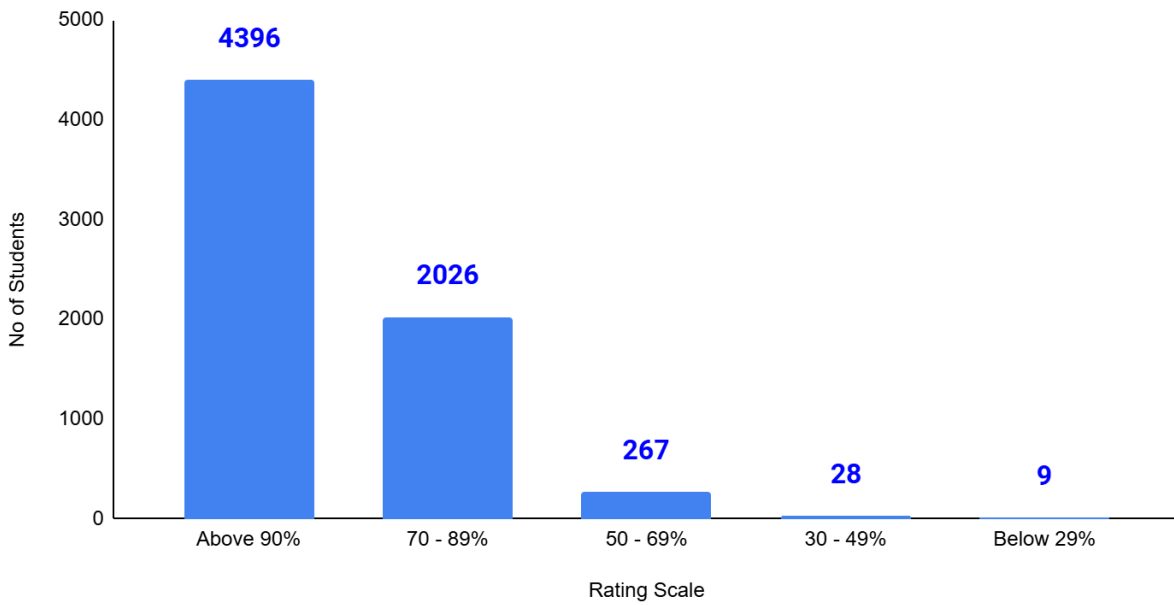
17. Teachers encourage you to participate in extracurricular activities.



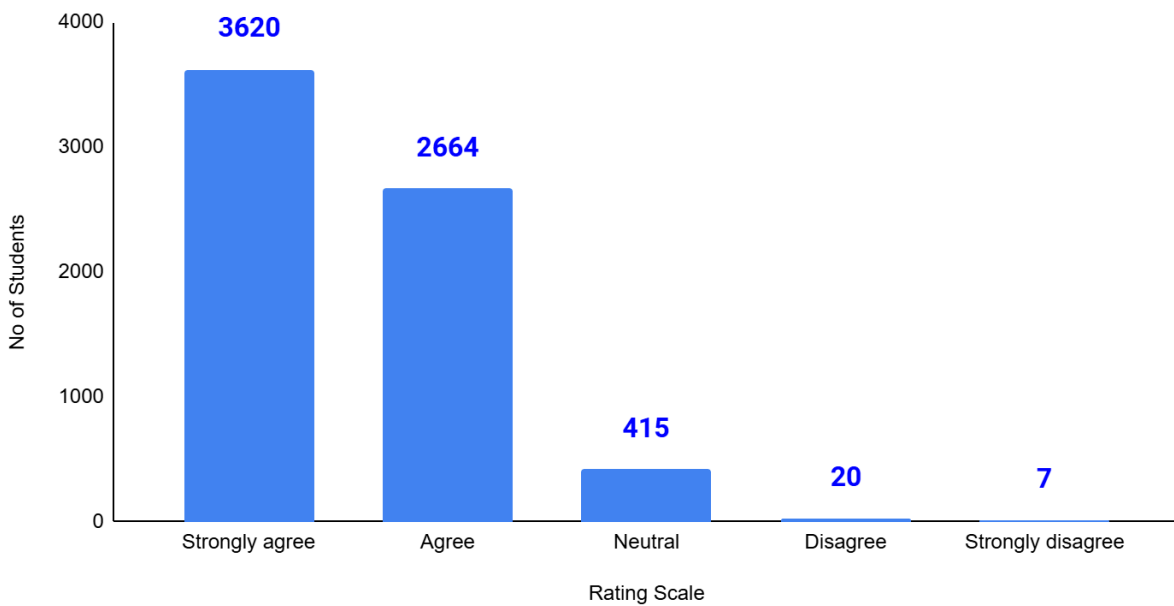
18. Efforts are made by the institute /teachers to inculcate soft skills, life skills and employability skills to make you ready for the world of work.



19. What percentage of teachers use ICT tools such as LCD projector, Multimedia, etc. while teaching.



20. The overall quality of teaching-learning process in your institute is very good.



21. Give three observations/suggestions to improve the overall teaching - learning experience in your institution.

1. Use more interactive tools like quizzes, virtual labs, and videos to make classes interesting and easy to understand.
2. Allow more group projects and discussions so we can learn from each other and improve teamwork.
3. Give us timely and helpful feedback on our work to help us improve.
4. Include activities that make classes more hands-on and engaging.
5. Show how theory connects to real-life examples to help us understand better.
6. Make classes more interactive and fun to participate in.
7. Use better visuals and graphics in lessons to explain concepts clearly.
8. Give everyone a chance to ask questions and clear doubts.
9. Make teaching more interactive by encouraging discussions and two-way communication.



Principal

Dr. C Palanisamy
PRINCIPAL

Bannari Amman Institute of Technology
Sathyamangalam - 638 401
Tamil Nadu, India